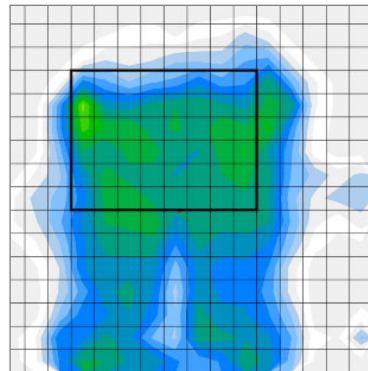


MATRIX®
MAC BACK
ADJUSTABLE CONTOUR



Introducing a whole new approach to bespoke back support, the **Matrix MAC Adjustable Contour Back Series!** Completely configurable for the widest range of body shapes and conditions, and adjustable for changes, the MAC back offers a whole new way to provide custom fit, positioning and comfort!

Call to order

US: 1.888.433.6818 | CAN: 1.866.748.7943
motionconcepts.com



Center Panel

- Dual Layer Foam or HUG StaminaFibre® Model

Headrest Interface

- Heavy-duty interface included

Lateral Contours

- 3 Contour depth options, height and width adjustable

EasySet Hardware

- Height, depth, angle and rotation adjustable

LATERAL CONTOUR OPTIONS



Width Adjustment

- Allows 1/2" of width adjustment on each side, total 1" growth adjustment

Height Adjustment

- Lateral contours height adjustable with user seated in the back



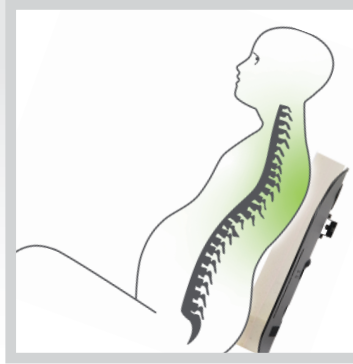
Installation Tool

- Provides ease of setup aligning hardware and lateral contours during installation

MAC - DUAL LAYER FOAM MODEL



Supersoft/firm HR foam layers for comfort and support



- Supersoft over firm HR double layer foam
- Support and comfort even in tilt/recline applications
- **Recommended for symmetrical postural presentation**

MAC - HUG MODEL



Soft, conformable StaminaFibre® for maximum immersion and envelopment



- StaminaFibre® insert, machine wash and dry friendly
- Highly immersive micro climate control
- **Recommended for accommodation of mild postural asymmetries**

SHAPE insert

- Customizable shape interface for accommodation of orthopedic asymmetries



MAC - HUG MODEL/SHAPE



SHAPE Insert layered under HUG StaminaFibre®



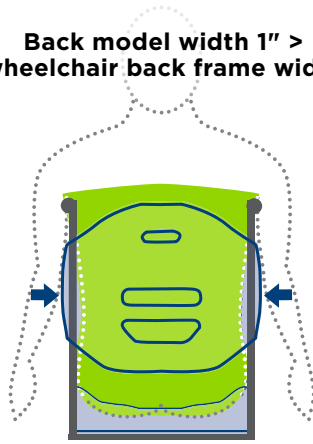
- Positioning interface with configurable HR foam pieces
- Easily adjustable for future changes
- **Recommended for accommodation of moderate postural asymmetries***

**(For HUG applications only)*

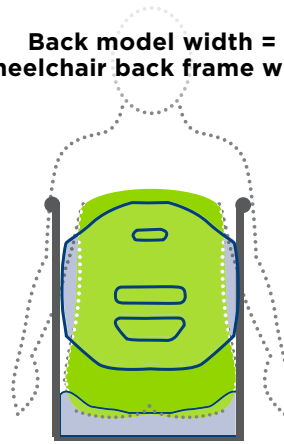
Easy slide mounting pin Assembly



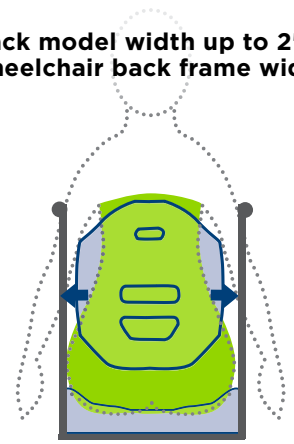
Back model width 1" > wheelchair back frame width



Back model width = wheelchair back frame width



Back model width up to 2" < wheelchair back frame width

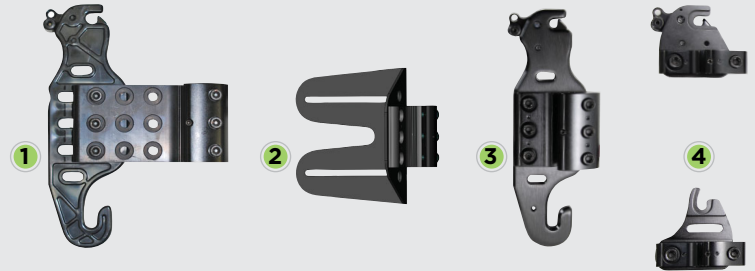


BACK SIZES

		WIDTH				
		16"	17"	18"	19"	20"
LENGTH	FITS W/C	15"-18"	16"-19"	17"-20"	18"-21"	19"-22"
	16"	•	•	•	•	•
	18"	•	•	•	•	•
	20"	•	•	•	•	•
	22"	•	•	•	•	•

• Up to 300 lb weight capacity

OPTIONAL HARDWARE



1. Extended Range EasySet

- Provides 4" forward or rear depth adjustment

2. Fixed EasySet

- Recommended for tilt/recline applications
- Requires tools for removal

3. Heavy-Duty EasySet

- Recommended for users with high tone or heavy intended use

4. Split

- Allows clearance of frame obstacles, quick release



PostureFlex

Comfortable, quick release anterior trunk (abdominal) supports. Available in 2 sizes.



Quad Release Tab

Quad release tab for PostureFlex.



PostureFlex Tether Strap

Required to mount PostureFlex. Compatible with MAC - 3.5" Contour Laterals.



BackBone

Contoured PSIS/Sacrolumbar Support.



Matrix Privacy Flaps

Easy attachment to all Matrix Backs with existing sewn on hook & loop. Available in 4 sizes.



Chest Harness Interface

Allows precise placement of Shoulder Strap Guides for Chest harnesses. Available in 2 sizes.



Motion Concepts
www.motionconcepts.com
info@motionconcepts.com

USA
700 Ensminger Rd., Suite 112
Tonawanda, NY 14150
(888) 433-6818
Fax: (888) 433-6834

Canada
505 Cityview Blvd. Unit 1
Vaughan, ON L4H 0L8
(866) 748-7943
(905)-695-0134
Fax: 905-695-0138

© 2025 Matrix is a registered trademark of Motion Concepts. Specifications are subject to change without notification.